

MAKE VALUABLE EXTRA FUNDS (for free!) FOR MOTHERS' UNION GLOUCESTER DIOCESE WHEN YOU SHOP ON-LINE!
(simply by Signing up to Easyfundraising)

(1) Go to www.easyfundraising.org.uk & type "Mothers Union" in the Join now search bar. Then select "Mothers Union Gloucester Diocese" from the list

The screenshot shows the Easyfundraising website interface. At the top left is the logo "easyfundraising feel good shopping". At the top right are links for "Register a cause", "Help", and "Log In". The main banner features a woman swimming and the text "Feel good shopping starts here" and "Together we've raised £18,469,633.60". A search bar with the text "Join now" is open, displaying a list of search results. The results include "Mothers' Union", "Mothers' Union Diocese of Peterborough", "Mothers Union Gloucester Diocese" (highlighted), "Mothers Union Norwich Diocese", "Mothers' Union Canterbury Diocese Project Fund", "Mothers Union - Westminster", "Mothers Union Portsmouth Diocese", "Mothers Union St Albans Diocese", "Mothers' Union Diocese of Southwell and Nottingham", and "Mothers' Union Manchester Diocese". To the left of the search bar, there is a section titled "Collect free donations" with a sub-heading "1. Join" and the text "It's easy to get started, search for your cause and join in". To the right, there is a section titled "fundraising way" with a sub-heading "3. Collect" and the text "Help out when you check out - it doesn't cost you a penny extra".

(2) Click on the pink rectangle "Join Us"

The screenshot shows the Easyfundraising website page for "Mothers Union Gloucester Diocese". At the top left is the logo "easyfundraising feel good shopping". At the top right are links for "Register a cause", "Help", and "Log In". The main content area has a light blue background and features the title "Mothers Union Gloucester Diocese" with a location pin icon and the text "Gloucester". Below this is the text "Christian care for families worldwide." and "Join easyfundraising and you can collect free donations for us every time you buy something online. It won't cost you a penny extra so please help us to raise funds." There is a link "Report this cause" in green. On the right side, there is a circular logo for "Mothers UNION Christian care for families Gloucester" and a pink button labeled "Join Us".

(3) Enter your details & then click on “Create my account”

(5) Enter your details, tick box below & click on “Continue”



Create an account

You have chosen to support **Mothers Union Gloucester Diocese**. Don't worry, you can change your mind later

My first name is

My last name is

My email address is

We will never pass your details to anyone without your permission.

I want to use this password

Your password needs to be at least 8 characters.

My mobile phone number is

Please send me helpful hints, tips, tools and other fundraising info to help me raise even more.

By signing up you're agreeing to our [Terms of Service](#) and [Privacy Policy](#).

Create my account

Already a member? [Sign in](#)

Mothers Union Gloucester Diocese is eligible for Gift Aid

If you are a UK taxpayer, you can help Mothers Union Gloucester Diocese claim 25% extra on each donation via Gift Aid - at no extra cost

Would you like to Gift Aid your donations?

Yes

Boost your donation by 25p of Gift Aid for every £1 you donate. Gift Aid is reclaimed by the charity or Community Amateur Sports Club (CASC) from the tax you pay for the current tax year. Your address is needed to identify you as a current UK taxpayer.

Please enter your address below.

First line of your address

Your postcode

I'm happy for my charity/CASC where applicable to reclaim Gift Aid on any future donation. I am a UK taxpayer and I understand that if I pay less Income Tax and/or Capital Gains Tax than the amount of Gift Aid claimed on all my donations in that tax year it is my responsibility to pay any difference.

Please notify us if you:

- want to cancel this declaration
- change your name or home address
- no longer pay sufficient tax on your income and/or capital gains

If you pay Income Tax at the higher or additional rate and want to receive the additional tax relief due to you, you must include all your Gift Aid donations on your Self-Assessment tax return or ask HM Revenue and Customs to adjust your tax code.

Should you wish any donations generated in a billing quarter for your cause to be given to you as direct cashback, please see our [Terms and Conditions](#).

No

Continue

**(4) Select “Yes” or “No” when asked about Gift Aid
If “No”, move on to stage (6)**



Mothers Union Gloucester Diocese is eligible for Gift Aid

If you are a UK taxpayer, you can help Mothers Union Gloucester Diocese claim 25% extra on each donation via Gift Aid - at no extra cost.

Would you like to Gift Aid your donations?

Yes

No

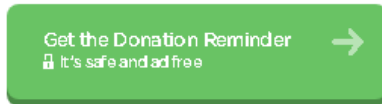
Continue

- (6) **Decide whether you'd like to install the "Donation reminder" which is a really useful free tool to remind you when you're shopping on eligible websites. Either click the green box or the "No thanks" text underneath the green box**



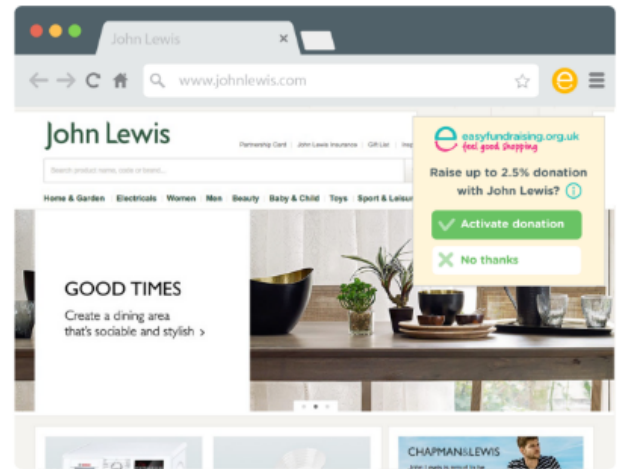
You're almost there, well done!

You just need the Donation Reminder, which provides a little reminder every time you shop online. Never miss a donation!



No Thanks

By clicking "Get the donation reminder" you agree to our [EULA](#)




Shop as normal and never miss a donation



Step 1

A small reminder appears on the retailer's website



Step 2

Click the reminder to receive any eligible donations



Step 3

The reminder disappears and you're ready to start shopping

- (7) **Follow the prompts on your own screen accordingly**



The Donation Reminder is now installing...

Here's what's going to happen in a moment



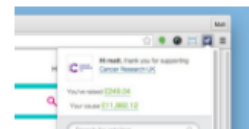
Step 1 - Add to Chrome

A message will appear, click 'Add' to install the toolbar.



Step 2 - Install

Next, a message will appear in the middle of this window. Click 'Install Now'.



Step 3 - Complete

You're all done, Just click the **ef** button to access your account and start raising more.

If your download doesn't begin, [click here to retry](#)

Okay, I've done that →

(8) **CONGRATULATIONS!!** You have now registered and can start shopping – just enter the name of the online retailer you’d like to shop with in the “Search for a retailer” bar (top right) and Happy shopping!!!

The screenshot displays the easyfundraising website interface. At the top left is the logo "easyfundraising feel good shopping". To the right are navigation links: "Donation Reminder", "Compare and Raise", "Promote My Cause", and "My Account". Below this is a teal navigation bar with categories: "All retailers", "Travel", "Fashion and Beauty", "Entertainment and Leisure", and "Electricals". A search bar on the right contains the text "Search for a retailer" and a magnifying glass icon.

The main banner features a "Double Donation Week" promotion. A white box on the left contains the text: "It's here. One week only! Double donations from your favourite retailers." with a pink "Learn more" button. To the right, a large circular graphic says "Double Donation WEEK" in yellow and teal. The background of the banner shows a smiling woman's face.

Below the banner are three summary cards:

- You've raised:** £87.30 (with a person icon) and £1.30 in the last 30 days.
- Your latest donation:** 1p (with a LEGO icon) from 23rd Sep 2017.
- Your cause has raised:** £659.03 (with a Cause icon) and £10.06 in the last 30 days.

Below these cards is a section titled "Ways to raise donations for your cause" with five options, each with a green checkmark icon:

- Shop online & raise (with a shopping basket icon)
- Download the Donation Reminder (with a laptop icon)
- Download the Mobile app (with a smartphone icon)
- Invite your friends to raise (with an envelope icon)
- Promote your cause (with a megaphone icon)

At the bottom, there are two light blue promotional banners:

- "Give your fundraising a boost by inviting your Facebook friends to support your cause [Invite friends now](#)" with a close button (x).
- "Invite supporters and get a 50p bonus when they raise their first donation! [Invite your supporters](#)" with a close button (x).

MAKE EVEN MORE FROM EASYFUNDRAISING IN JUST A COUPLE OF MINUTES! (simply by confirming if you're eligible for Gift Aid)

If you're a tax payer, follow these few very simple steps to help Mothers' Union Gloucester Diocese make 25% more from Easyfundraising! We've raised £653.03 already via our 32 existing supporters 😊

(If you're not a tax payer but you shop online using a payment card for a jointly held account with a partner who is a tax payer, if they are happy for you to do so, you can simply change the "Name", "Gender" and "Date of birth" under "My Stuff" / "Settings" / "Edit profile" and then follow the instructions below to confirm eligibility for Gift Aid)



Help and support easysearch

Shop ▾ Travel ▾ Compare and Raise ▾ Search for a retailer 🔍 ★ Favourites 👤 My account

My Stuff
Account summary
Favourites
Donation history
Settings

Help
Report a missing donation
Help and support
Extra ways to raise

My Cause
Supported cause
Change cause
My cause settings
Set a target
Admin area
Promote my cause

You're logged in as Log out

Hover over "My account" in the header bar & move across and down to "Settings" under the heading of "My Stuff"

Shop ▾ Travel ▾ Compare and Raise ▾ Search for a retailer 🔍 ★ Favourites 👤 My account

Settings

Email Password Edit profile Preferences **Gift Aid** Change cause Change card settings Renewals

Then move your cursor over and click on the "Gift Aid" heading which should launch the screen shown below:

Shop ▾ Travel ▾ Compare and Raise ▾ Search for a retailer 🔍 ★ Favourites 👤 My account

Settings

Email Password Edit profile Preferences **Gift Aid** Change cause Change card settings Renewals

Mothers Union Gloucester Diocese Gift Aid declaration

Boost your donation with 25p of Gift Aid for every £1 you raise.

Gift Aid is reclaimed by the charity or Community Amateur Sports Club (CASC) from the tax you pay for the current tax year. Your address is needed to identify you as a current UK taxpayer.

First line of your address *

Your postcode *

I'm happy for my charity/CASC where applicable to reclaim Gift Aid on any future donation. I am a UK taxpayer and I understand that if I pay less Income Tax and/or Capital Gains Tax than the amount of Gift Aid claimed on all my donations in that tax year it is my responsibility to pay any difference.

Please notify us if you:

- want to cancel this declaration
- change your name or home address
- no longer pay sufficient tax on your income and/or capital gains

If you pay Income Tax at the higher or additional rate and want to receive the additional tax relief due to you, you must include all your Gift Aid donations on your Self-Assessment tax return or ask HM Revenue and Customs to adjust your tax code.

Should you wish any donations generated in a billing quarter for your cause to be given to you as direct cashback, please see our Terms and Conditions for more information.

Update Gift Aid

- 1 The address information may already be present but if not, please complete it!
- 2 Then all you need to do is click on the box against the wording "I'm happy for my....." so that a green tick appears in the box
- 3 Finally, make sure you click on the green square "Update Gift Aid" button to save your settings!
- 4 Don't forget to amend these settings and uncheck the box if the account holder (you or your partner), is no longer eligible for Gift Aid at any time in the future
- 5 Feel really proud of yourself for securing even more "free" funds for your Diocese 😊

Please don't hesitate to get in touch with our Easyfundraising administrator
Sarah Cripps sarahcripps@blueyonder.co.uk / (01452) 857825 or (07976) 893652
if you have any queries and thanks so much for taking the time to read this 😊